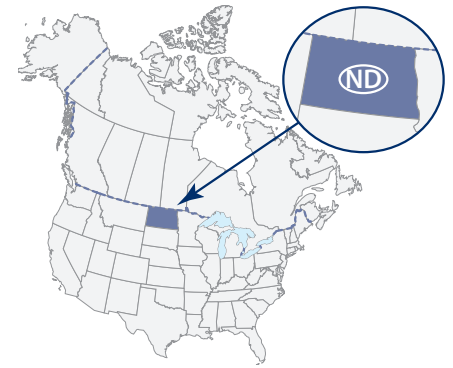


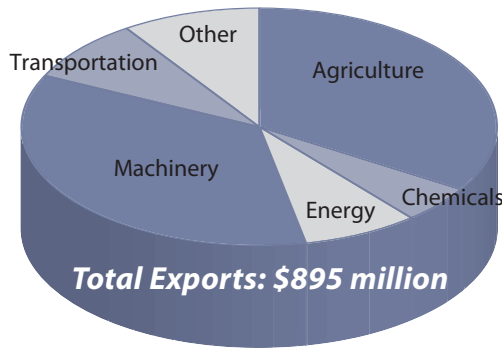
NORTH DAKOTA



- ✦ Canada–U.S. trade supported 7.1 million U.S. jobs
- ✦ Total Canada–U.S. merchandise trade: \$535 billion
- ✦ 18,750 North Dakota jobs are supported by Canada–U.S. trade
- ✦ Canada is North Dakota’s largest foreign export market
- ✦ Canadians made more than 624,100 visits to North Dakota, spending \$152 million
- ✦ North Dakota residents made 65,700 visits to Canada, spending \$25 million

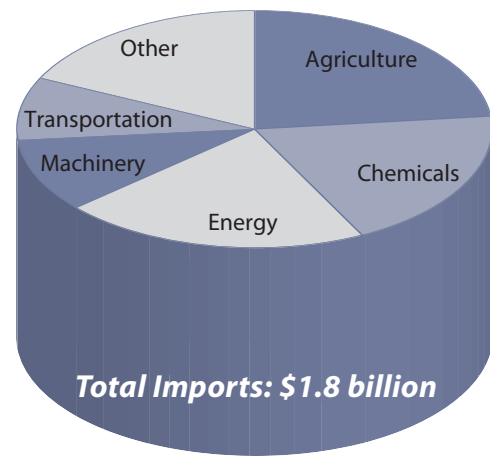
North Dakota’s Exports to Canada

2007, in millions of U.S. dollars



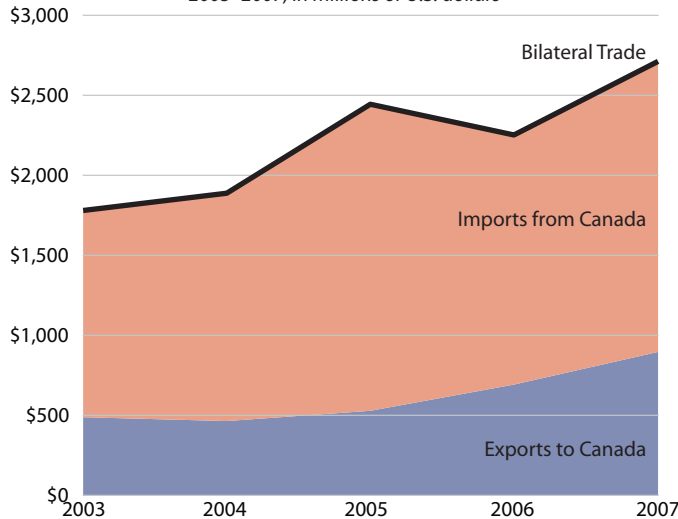
North Dakota’s Imports from Canada

2007, in millions of U.S. dollars



North Dakota–Canada Bilateral Trade

2003–2007, in millions of U.S. dollars



A Close Relationship

In 2007, Canada–North Dakota trade climbed to \$2.7 billion, up nearly 23% from the previous year. North Dakota sent \$895 million in goods to its northern neighbor and imported \$1.8 billion worth. Canada was the state’s most valuable foreign partner, purchasing almost 50% of North Dakota’s worldwide goods.

Machinery moves it

Home to the International Peace Garden, which straddles the North Dakota–Manitoba border, the state maintains its international relationship with Canada, in part, through several strong export sectors. Machinery was key with state exports totaling \$316 million. Front end loader exports accounted for \$133 million, followed by new wheel tractors at \$41 million.

Sowing the seeds of a strong relationship

North Dakota supplied Canada with \$303 million in agricultural products, led by vegetable oils and fats (\$120 million), shelled

Tourism

Visits to North Dakota by Canadians: 624,100
 \$ spent: \$152 million
 North Dakota visits to Canada: 65,700
 \$ spent: \$25 million

Jobs

North Dakota jobs supported by
 Canada–U.S. trade 18,750

Merchandise Trade

Exports to Canada: \$895 million
 Imports from Canada: \$1.8 billion
 Bilateral trade: \$2.7 billion
 Largest export market: Canada

North Dakota's Leading Exports to Canada

2007, in millions of U.S. dollars

Machinery (35% of total exports)	\$316
Front end loaders	\$133
New wheel tractors	\$41
Soil preparations, seeding & fertilizing machinery	\$31
Agriculture (34% of total exports)	\$303
Vegetable oils & fats	\$120
Shelled corn	\$60
Other oil seeds, oil nuts, oil kernels	\$53
Transportation (8% of total exports)	\$76
Other motor vehicles	\$34
Motor vehicle parts, except engines	\$23
Automobiles	\$11

North Dakota's Leading Imports from Canada

2007, in millions of U.S. dollars

Agriculture (23% of total imports)	\$422
Canola	\$210
Other oil seeds, oil nuts & oil kernels	\$38
Barley	\$35
Energy (21% of total imports)	\$381
Petroleum & coal products	\$251
Crude petroleum	\$77
Electricity	\$46
Chemicals (19% of total imports)	\$349
Fertilizers	\$165
Other inorganic chemicals	\$111
Other chemical products	\$42

corn (\$60 million) and other oil seeds, oil nuts and kernels (\$53 million). Similarly, agriculture represents the state's leading import sector from Canada. In 2007, North Dakota bought \$422 million, with Canadian canola as its largest agricultural import (\$210 million).

Transportation trade

Transportation is a prime example of an integrated industry where parts and/or products move across the international border, in some cases, several times before the finished product goes to market. The state imported \$156 million in transportation goods and exported \$76 million worth. Transportation was North Dakota's third largest export sector to Canada.

Energizing neighbors

Canada continues to be a reliable and secure source of energy for North Dakota. In 2007, the state imported \$381 million worth. Of this, \$251 million was in petroleum and coal products, \$77 million in crude petroleum, and another \$46 million in electricity.

The Peace Garden State

Crossing the international border is a way of life for many in North Dakota and the strong Canadian dollar has made the state even more attractive to Canadian visitors. In 2007, Canadians made 624,100 visits to the Peace Garden State, contributing \$152 million to the state's economy.

Canada-North Dakota Success Stories

Canad Inns

Canad Inns, Manitoba's largest hotel chain, opened its first U.S. location in May 2007 with the 200-guest room Canad Inns Destination Center in Grand Forks. The complex features a 40,000 square-foot water park and two restaurants.

C.L. Malach Co. and Forte Tool & Die Ltd.

C.L. Malach Co. and **Forte Tool & Die Ltd.**, both headquartered in Winnipeg, signed an agreement in 2007 to establish a manufacturing operation in Valley City, N.D. that is expected to provide up to 45 new jobs in the next three years. C.L. Malach is an ISO-certified metal fabrication company which provides

custom laser cutting. Forte Tool & Die's ND operation offers engineering services, prototype machining, heat treating and custom tooling.

WorldFest in Bismarck

A musical ensemble from Quebec, Canada spent a week in Bismarck, ND in October 2007 conducting workshops and concerts for Bismarck students and community residents. In a partnership with the Consulate General of Canada Minneapolis and local organizations, the group, **Mauvais Sort**, helped to enhance understanding of French-Canadian culture throughout the state's capital city.

International Legislators Forum

State Legislators from North Dakota participate in an annual international Legislators Forum in the Upper Midwest. State and provincial elected officials from Manitoba, Minnesota, North Dakota and South Dakota exchange information and discuss issues of regional importance. These leaders understand that many public policy questions do not respect jurisdictional boundaries and that working together, across boundaries, brings greater success to pressing regional challenges.

June 2008

For more information on Canada's trade with North Dakota, please contact:

Consulate General of Canada

701 Fourth Avenue South, Suite 900
Minneapolis, MN 55415
Phone: (612) 333-4641 • Fax: (612) 332-4061
www.minneapolis.gc.ca

Embassy of Canada / Ambassade du Canada

501 Pennsylvania Avenue, NW • Washington, DC 20001
www.canadianembassy.org

Merchandise trade and tourism figures are from **Statistics Canada**, converted at the rate of US\$1.00=C\$1.0749. Merchandise trade is based on total exports and imports for the year 2007. Job numbers are based on 2005 data from a 2006 study commissioned by the Canadian Embassy. Canada's export ranking is from the **World Institute for Strategic Economic Research (WISER)**. All figures are in U.S. dollars. Figures may not add up due to rounding.