

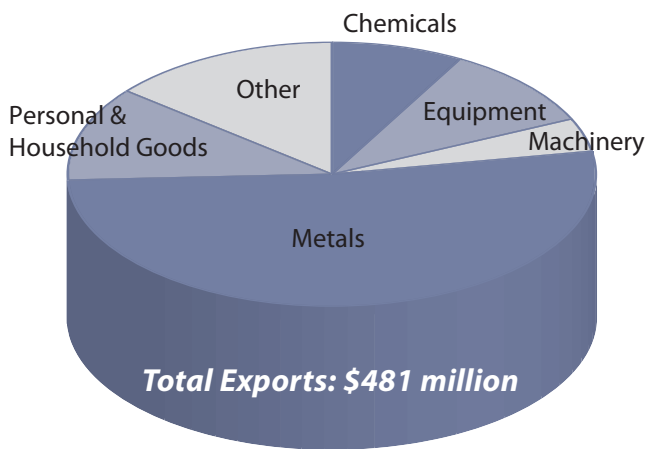
# RHODE ISLAND



- ✦ Canada–U.S. trade supported 7.1 million U.S. jobs
- ✦ Total Canada–U.S. merchandise trade: \$535 billion
- ✦ 26,000 Rhode Island jobs are supported by Canada–U.S. trade
- ✦ Canada is Rhode Island’s largest foreign export market
- ✦ Canadians made more than 49,200 visits to Rhode Island, spending \$15 million
- ✦ Rhode Island residents made 54,500 visits to Canada, spending \$27 million

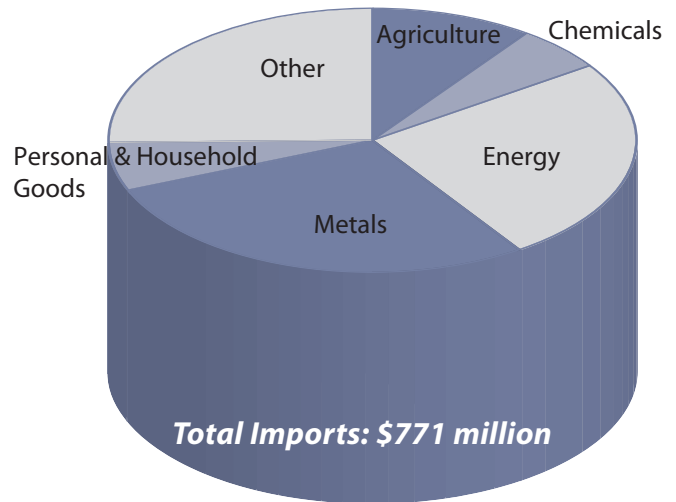
## Rhode Island’s Exports to Canada

2007, in millions of U.S. dollars



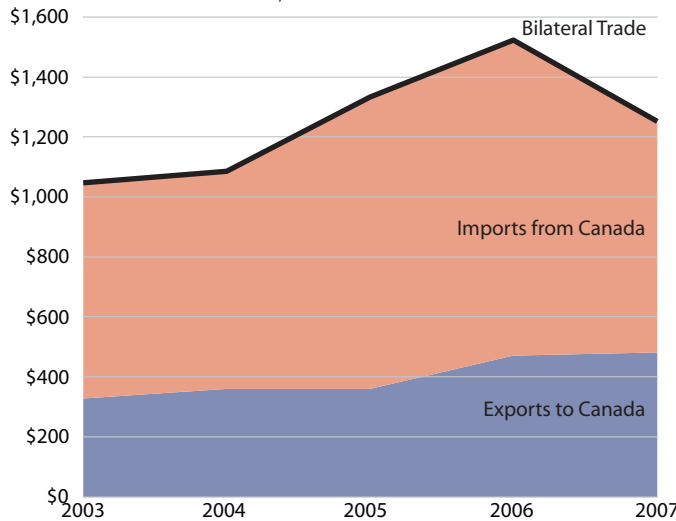
## Rhode Island’s Imports from Canada

2007, in millions of U.S. dollars



## Rhode Island–Canada Bilateral Trade

2003–2007, in millions of U.S. dollars



## A Close Relationship

In 2007, Canada was Rhode Island’s most important foreign trading partner, purchasing 32% of the state’s worldwide exports. In fact, the Ocean State exported more to its northern NAFTA partner than to its next eight international destinations combined, including the United Kingdom, Germany, Mexico and China. The state sold \$481 million in merchandise goods to Canada, and imported \$771 million worth.

### Durable Trade

Trade in metals and fabricated goods dominated the exchange between Canada and Rhode Island in 2007, totaling \$469 million. Metals were profitable for the state, representing 52% of its total exports to Canada and giving Rhode Island a trade surplus of \$33 million in this sector. The state supplied Canada with metals valued at \$251 million, while importing \$218 million worth. Precious metals and alloys were most

## Tourism

Visits to Rhode Island by Canadians: . . . . . 49,200  
 \$ spent: . . . . . \$15 million  
 Rhode Island visits to Canada: . . . . . 54,500  
 \$ spent: . . . . . \$27 million

## Jobs

Rhode Island jobs supported by  
 Canada–U.S. trade . . . . . 26,000

## Merchandise Trade

Exports to Canada: . . . . . \$481 million  
 Imports from Canada: . . . . . \$771 million  
 Bilateral trade: . . . . . \$1.2 billion  
 Largest export market: . . . . . Canada

## Rhode Island's Leading Exports to Canada

2007, in millions of U.S. dollars

<b>Metals</b> (52% of total exports)	<b>\$251</b>
Other metals in ores, conc. & scrap	\$188
Precious metals & alloys	\$23
Other metal fabricated basic prod.	\$23
<b>Personal &amp; Household Goods</b> (12% of total exports)	<b>\$56</b>
Watches, clocks, jewelry & silverware	\$19
Hand tools & cutlery	\$7
Other personal & household goods	\$7
<b>Equipment</b> (10% of total exports)	<b>\$48</b>
Other office machines & equipment	\$19
Safety & sanitation equipment	\$13
Misc. measuring & controlling instruments	\$4

## Rhode Island's Leading Imports from Canada

2007, in millions of U.S. dollars

<b>Metals</b> (28% of total imports)	<b>\$218</b>
Precious metals & alloys	\$154
Metal fabricated basic products	\$20
Other non-ferrous metals & alloys	\$14
<b>Energy</b> (25% of total imports)	<b>\$194</b>
Petroleum & coal products	\$194
<b>Agriculture</b> (10% of total imports)	<b>\$77</b>
Other fishery foods & feeds	\$38
Oils, fats, waxes, extracts, derivatives	\$11
Meat	\$7

valuable to the partners and accounted for almost 40% of bilateral metal sales.

### An energy partnership

In 2007, Rhode Island relied on its northern neighbor for energy supplies, importing \$194 million worth. Energy shipments consisted primarily of petroleum and coal products from Canada's eastern provinces of Newfoundland and Labrador, and New Brunswick.

### Craftsmanship like no other

Rhode Island's second largest export sector to Canada in 2007 was personal and household goods totaling \$56 million. Canadians bought Rhode Island-made watches, clocks, jewelry and silverware totaling \$19 million. Canadians were also fond of the state's hand tools and cutlery, stationery, furniture and books.

### Agriculture

Residents of the tiny state of Rhode Island looked to Canada's vast land and seas as another source of agricultural products and foods. The state imported \$77 million in agricultural staples from its northern neighbor, including seafood, meat, vegetables and cereals. Agricultural exports was a growth sector for Canada in 2007, with sales to Rhode Island increasing almost 33% from the previous year.

### Oceans of Possibilities

Attracted by hundreds of miles of coastline and classic New England hospitality, Canadians flocked to Rhode Island in 2007, making 49,200 visits and adding \$15 million into the state's economy. Rhode Islanders looked north for travel experiences, making 54,500 visits and spending \$27 million in Canada.

**Oceanography** will undertake joint research in 2008 in the field of marine archeology in the Grand Banks, Placentia Bay and Cape Race areas. The research, using an autonomous underwater vehicle, will survey known shipwrecks and collect video footage to further knowledge about the cultural landscape of more than 500 years of fishing activities in the northeastern Atlantic.

**Ocean State Power (OSP)**, located in Burrillville, Rhode Island is owned by the **TransCanada Corporation** and is the largest power plant in the state. OSP operates a 560 megawatt (MW) gas-fired combined-cycle power plant hailed by the Federal Energy Regulatory Commission as a model for independent power. In 1995 it was selected by the U.S. Environmental Protection Agency as one of ten companies to take part in the EPA's Environmental Leadership Program. OSP was the first power plant built in New England to use Canadian natural gas exclusively. At full capacity, OSP will use approximately 100 million cubic feet of natural gas on a daily basis. Ocean State Power supports approximately 22 employees and is a major purchaser of local goods and services.

June 2008

**For more information on Canada's trade with Rhode Island, please contact:**

#### Consulate General of Canada

Three Copley Place, Suite 400

Boston, MA 02216

Phone: (617) 262-3760 • Fax: (617) 262-3415

[www.boston.gc.ca](http://www.boston.gc.ca)

#### Embassy of Canada / Ambassade du Canada

501 Pennsylvania Avenue, NW • Washington, DC 20001

[www.canadianembassy.org](http://www.canadianembassy.org)

## Canada–Rhode Island Success Stories

Building on a long-standing and productive partnership, **Memorial University** of Newfoundland and Labrador and the **University of Rhode Island Graduate School of**

Merchandise trade and tourism figures are from **Statistics Canada**, converted at the rate of US\$1.00=C\$1.0749. Merchandise trade is based on total exports and imports for the year 2007. Job numbers are based on 2005 data from a 2006 study commissioned by the Canadian Embassy. Canada's export ranking is from the **World Institute for Strategic Economic Research (WISER)**. All figures are in U.S. dollars. Figures may not add up due to rounding.