

Taiwan

Official Title:

General Information:

Capital	Taipei	Population (million) 23.603
Total Area	36,006 km ²	
Currency	1 CAN\$=23.26 Taiwan \$ (TWD) (2018 - Annual average)	
National Holiday	N/A	
Language(s)	Mandarin, Taiwanese (or Minnan dialect), Hakka, Aboriginal languages	

Political Information:

Type of State Presidential Republic

Type of Government

Unicameral Legislature: Legislative Yuan.

NB: Under Canada's One China policy, Canada does not recognize Taiwan as a sovereign state and does not maintain official, government-to-government relations with Taipei.



Head of State

President
TSAI Ing-Wen

Head of Government

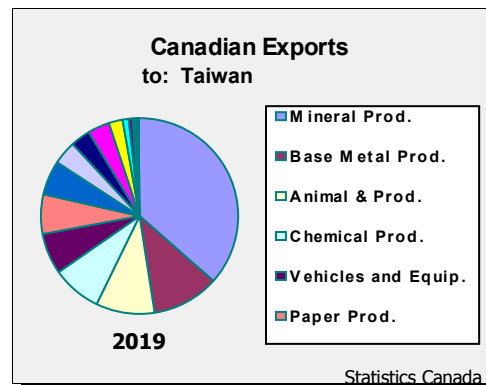
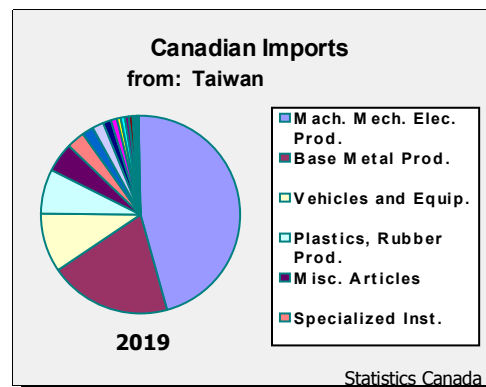
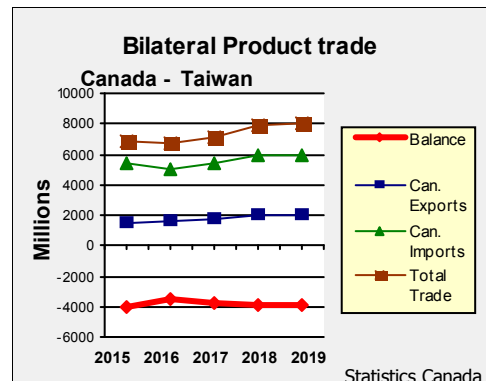
Premier
LAI, William

Ministers: Foreign Affairs: WU, Joseph
Economic Affairs: SHEN, Jong-Chin

Main Political Parties

Democratic Progressive Party (DPP), Chinese Nationalist Party (KMT), New Power Party (NPP), People First Party (PPF)

Elections: Last: January 2016 (Presidential/Legislative)



Economic Information: (2018)

IMF

	Taiwan	Canada
GDP: (billion)	\$765.44	\$2,222.58
GDP per capita:	\$32,430.35	\$60,078.85
GDP Growth rate: (%)	2.63	1.83
Inflation: (%)	1.46	2.24
Unemployment: (%)	3.76	5.83

Product Trade and Investment: (2019)

Statistics Canada

Canadian Exports:	\$2,040,637,111
Canadian Imports:	\$5,967,977,426
Foreign Direct Investment in Canada (2018)	\$76 (million)
Canadian Direct Investment to country (2018)	\$328 (million)

Representation:

Foreign Representation in Canada

Representative CHEN Winston Wen-yi

Canadian Representation Abroad

Executive Director Jordan Reeves

Sources:
Statistics/Industry Canada
<http://strategis.ic.gc.ca/eic/site/tdo-dcd.nsf/eng/Home>
IMF
<http://www.imf.org/external/ns/cs.aspx?id=28>

February 2020



www.international.gc.ca